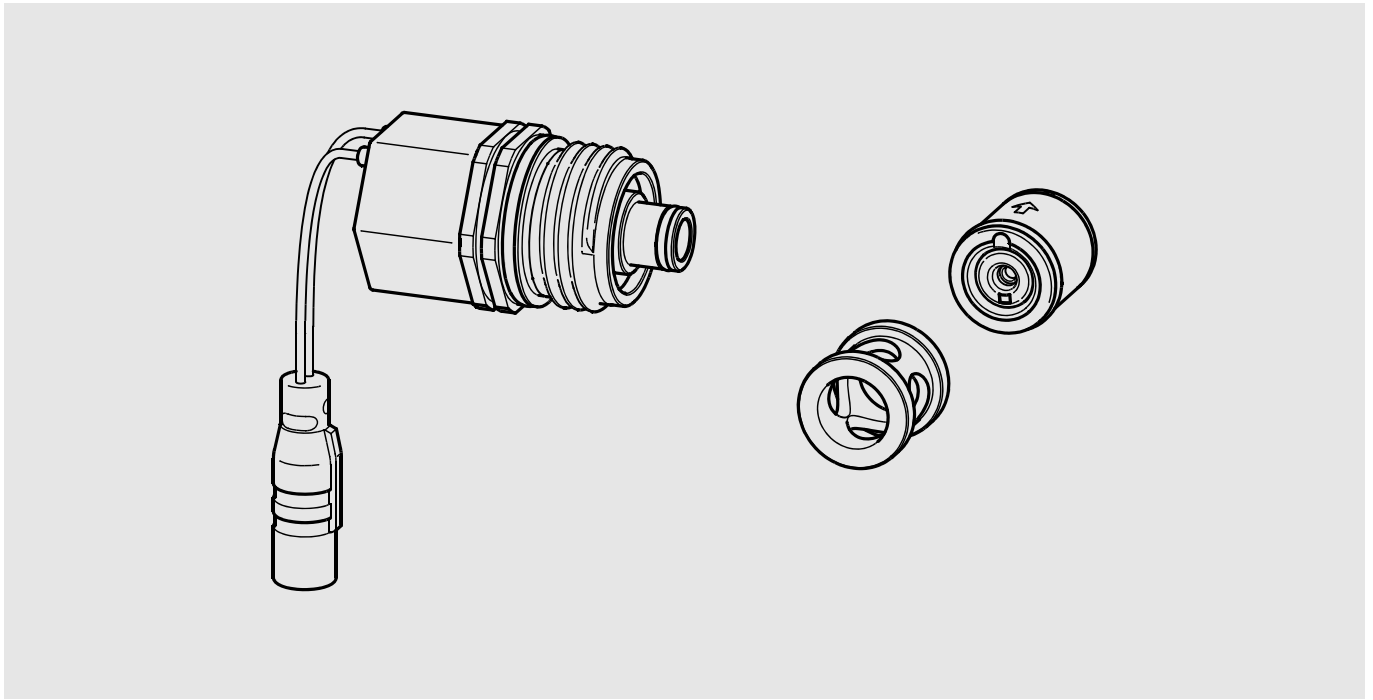


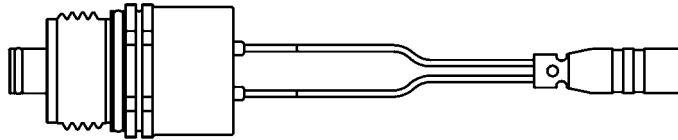
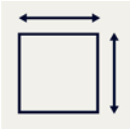
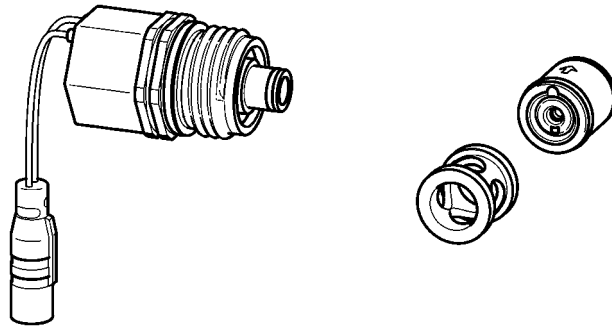
# F5



## ACXT2002 2030057958

DE	Montage- und Betriebsanleitung
EN	Installation and operating instructions
FR	Notice de montage et de mise en service
ES	Instrucciones de montaje y servicio
IT	Istruzioni per il montaggio e l'uso
NL	Montage- en bedrijfsinstructies
PL	Instrukcja montażu i obsługi
SV	Monterings- och driftinstruktion
CS	Návod pro montáž a provoz
FI	Asennus- ja käyttöohje
RU	Инструкция по монтажу и вводу в эксплуатацию

Set Thermische Desinfektion  
Set for thermal disinfection

**EN**

## Installation and operating instructions

### Important notes

- ▶ All work must be carried out in a de-energised state.

### Technical data

- ▶ Supply voltage 24 V DC
- ▶ Power consumption 1,8 W
- ▶ Type of protection IP 67

**PL**

## Instrukcja montażu i obsługi

### Ważne wskazówki

- ▶ Wszystkie prace przeprowadzać po odłączeniu zasilania elektrycznego.

### Dane techniczne

- ▶ Napięcie przyłączeniowe 24 V DC
- ▶ Pobór mocy 1,8 W
- ▶ Rodzaj ochrony IP 67

**DE**

## Montage- und Betriebsanleitung

### Wichtige Hinweise

- ▶ Alle Arbeiten im spannungsfreien Zustand durchführen

### Technische Daten

- ▶ Anschlussspannung 24 V DC
- ▶ Leistungsaufnahme 1,8 W
- ▶ Schutzart IP 67

**SV**

## Monterings- och driftinstruktion

### Viktiga informationer

- ▶ Genomför alla arbeten i spänningslöst tillstånd.

### Tekniska data

- ▶ Anslutningsspänning 24 V DC
- ▶ Effektbehov 1,8 W
- ▶ Skyddsklass IP 67

**FR**

## Notice de montage et de mise en service

### Remarques importantes

- ▶ Effectuez tous les travaux quand le dispositif est hors tension.

### Données techniques

- ▶ Tension de raccordement 24 V DC
- ▶ Puissance absorbée 1,8 W
- ▶ Type de protection IP 67

**ES**

## Instrucciones de montaje y servicio

### Indicaciones importantes

- ▶ Todos los trabajos deben realizarse con la tensión de alimentación desconectada.

### Datos técnicos

- ▶ Tensión de conexión 24 V DC
- ▶ Consumo de potencia 1,8 W
- ▶ Modo de protección IP 67

**IT**

## Istruzioni per il montaggio e l'uso

### Avvertenze importanti

- ▶ Eseguire tutti i lavori fuori tensione.

### Specifiche tecniche

- ▶ Tensione di allacciamento 24 V DC
- ▶ Potenza assorbita 1,8 W
- ▶ Tipo di protezione IP 67

**NL**

## Montage- en bedrijfsinstructies

### Belangrijke aanwijzingen

- ▶ Alle werkzaamheden in spanningsloze toestand uitvoeren.

### Technische gegevens

- ▶ Aansluitspanning 24 V DC
- ▶ Opgenomen vermogen 1,8 W
- ▶ Veiligheidsgraad IP 67

**CS**

## Návod pro montáž a provoz

### Důležité pokyny

- ▶ Veškeré práce vykonávejte ve stavu bez napětí.

### Technické údaje

- ▶ Přípojný napětí 24 V DC
- ▶ Příkon 1,8 W
- ▶ Krytí IP 67

**FI**

## Asennus- ja käyttöohje

### Tärkeitä ohjeita

- ▶ Kaikki työt on tehtävä jännitteettömälle järjestelmälle.

### Tekniset tiedot

- ▶ Verkkajännite 24 V DC
- ▶ Tehonkulutus 1,8 W
- ▶ Suojaustapa IP 67

**RU**

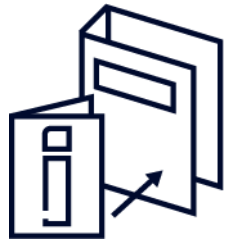

## Инструкция по монтажу и вводу в эксплуатацию

### Важные указания

- ▶ Выполняйте все работы при отключенном напряжении.

### Технические характеристики

- ▶ Напряжение питающей сети 24 В переменного тока
- ▶ Потребляемая мощность 1,8 Вт
- ▶ Вид защиты IP 67



## 1. Paneel abnehmen

EN Removing the panel

FR Retirer le panneau

ES Retirar el panel

IT Rimozione del pannello

NL Paneel weghalen

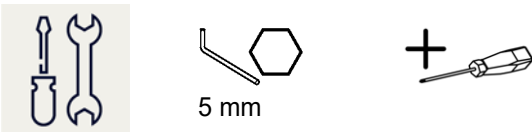
PL Zdejmowanie panelu

SV Ta bort panelen

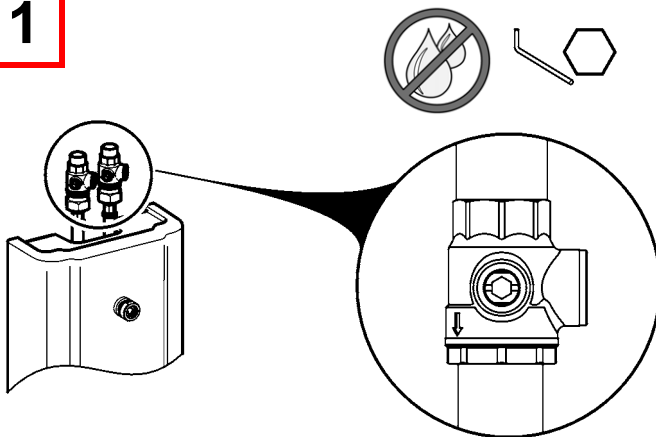
CS Demontujte panel

FI Paneelin irrottaminen


RU Снятие панели



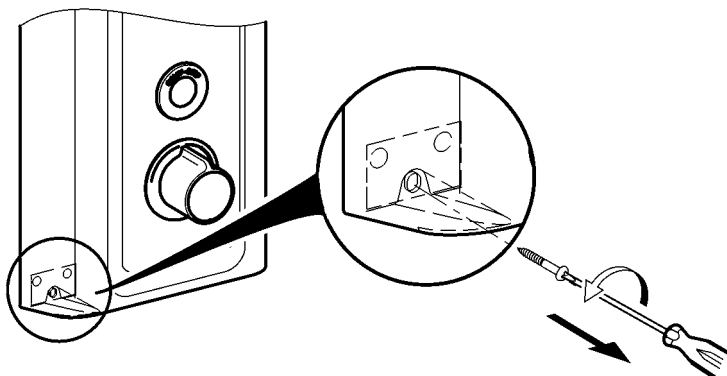
**1**



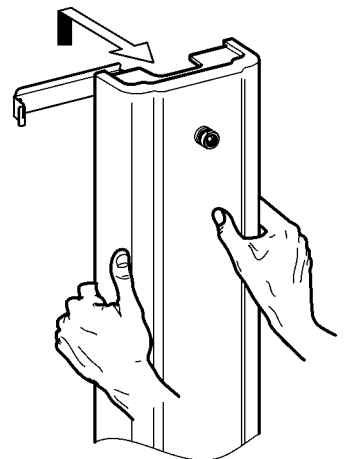
**2**

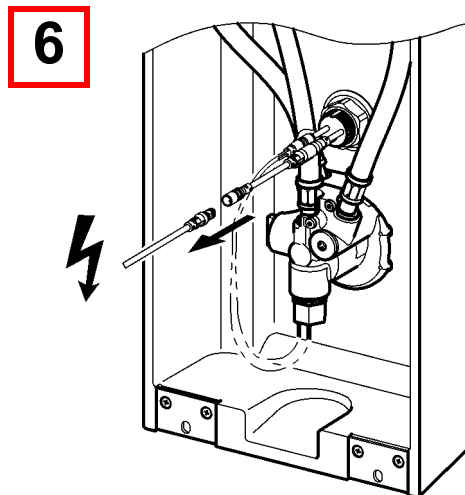
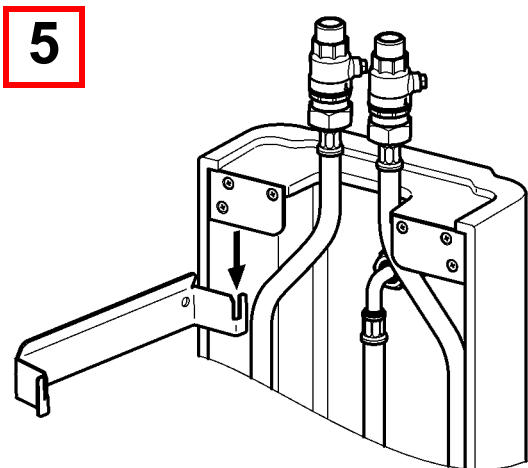


**3**



**4**



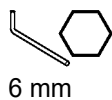
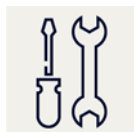


## 2. Montage

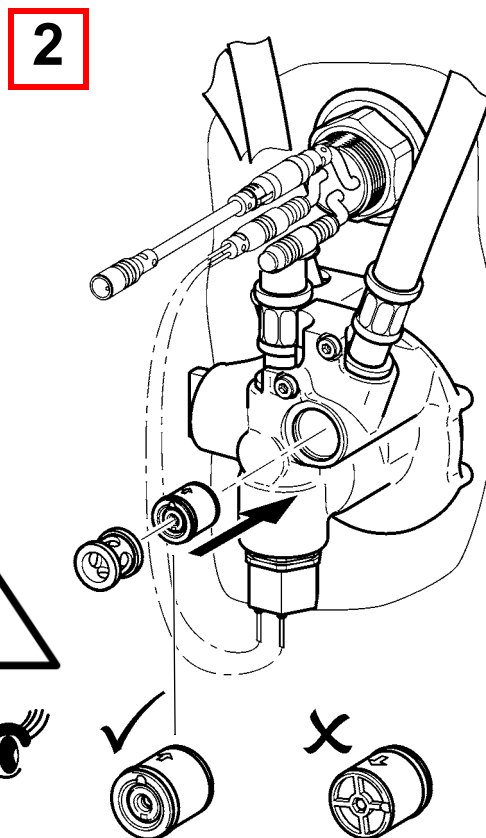
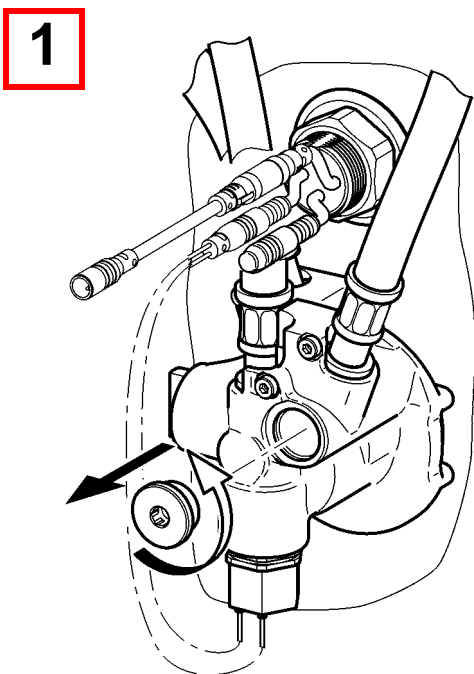
EN Installation  
FR Montage  
ES Montaje  
IT Montaggio

NL Montage  
PL Montaż  
SV Montering

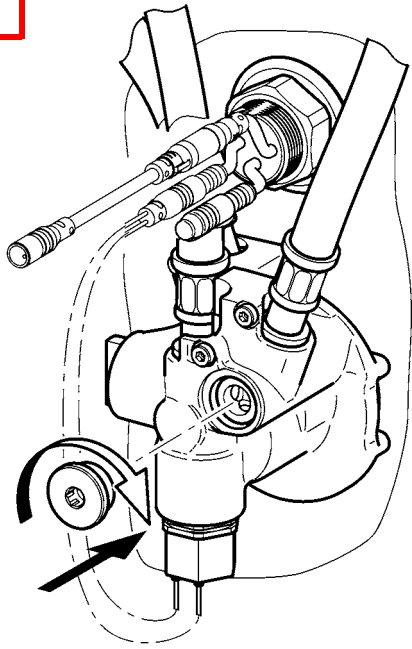
CS Montáž  
FI Asennus  
RU Монтаж



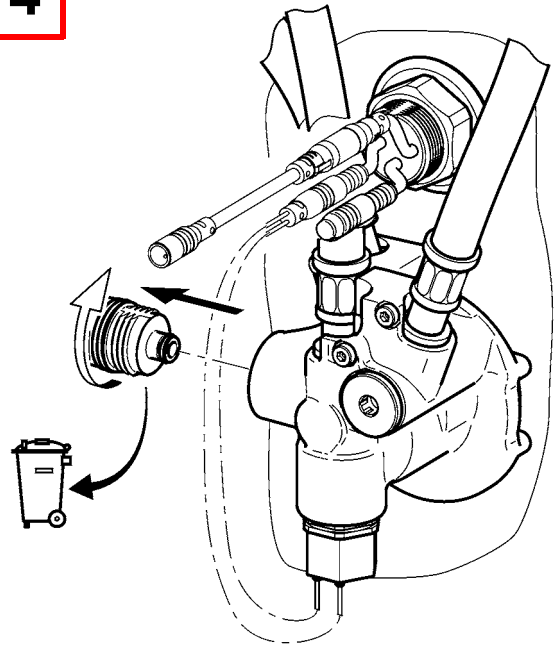
6 mm



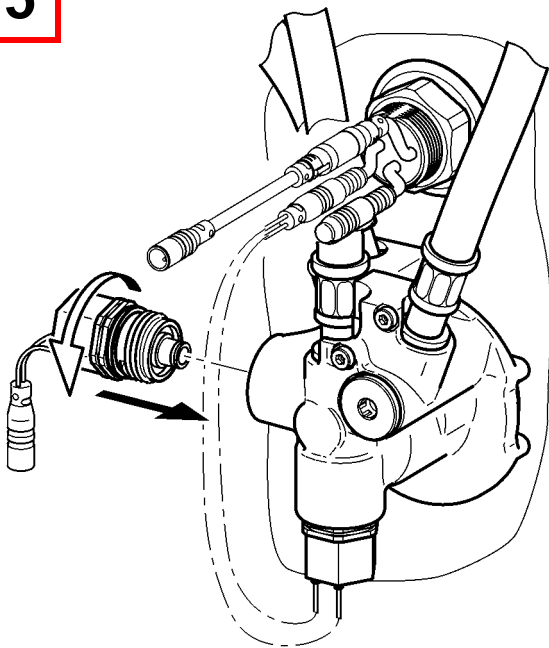
**3**



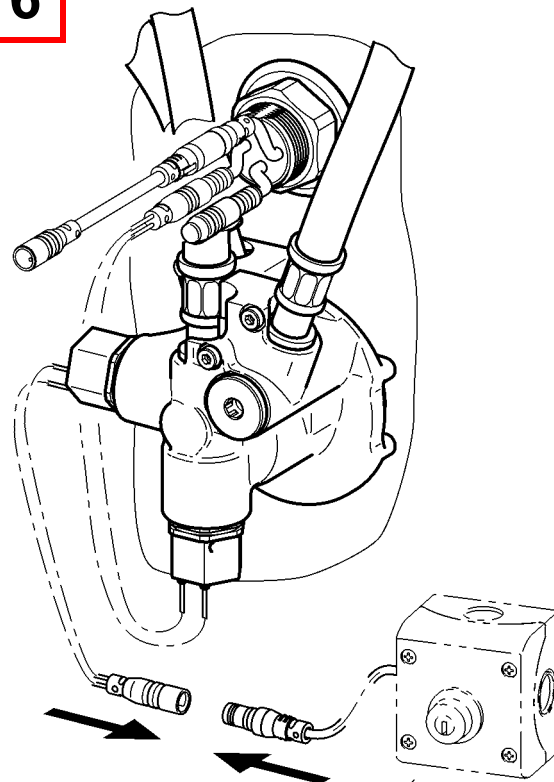
**4**



**5**



**6**



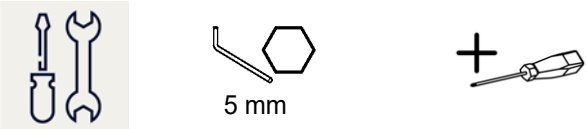
**9.**

### 3. Paneel montieren

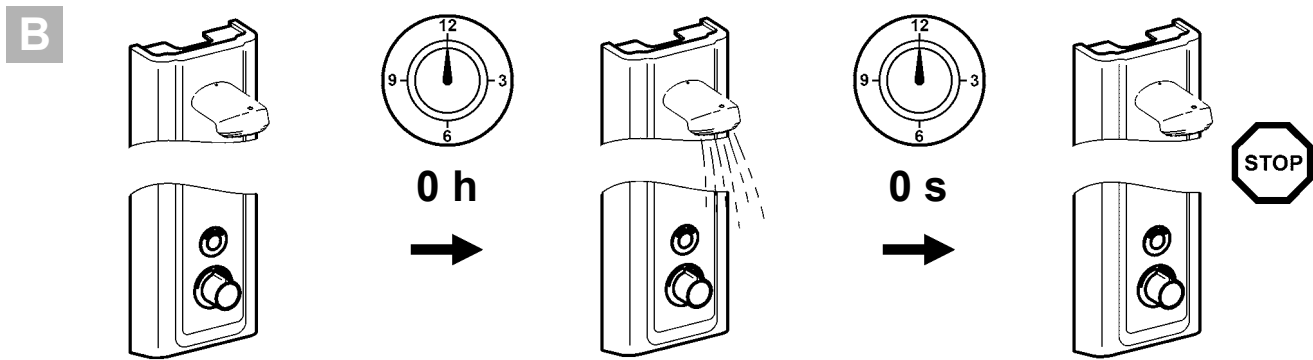
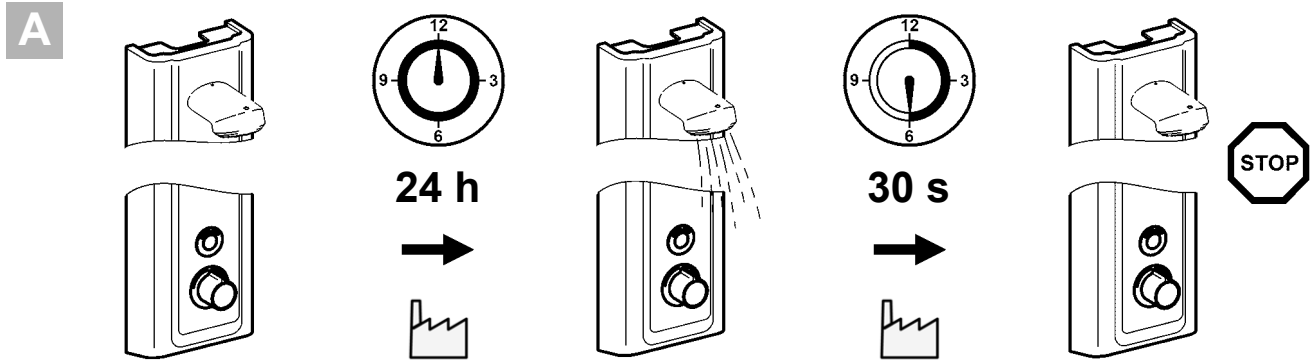
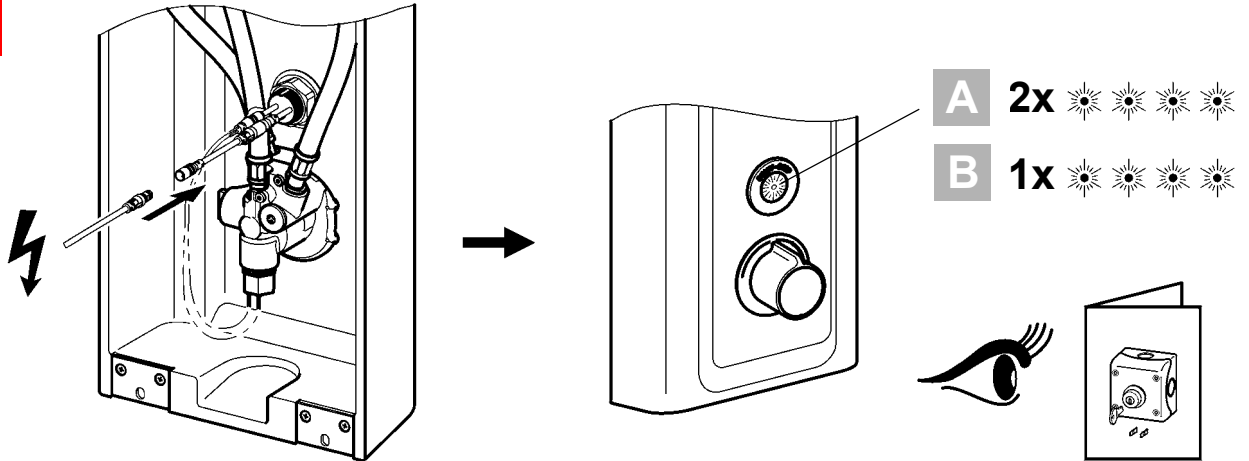
EN Mounting the panel  
 FR Monter le panneau  
 ES Montar el panel  
 IT Montaggio del pannello

NL Paneel monteren  
 PL Montaż panelu  
 SV Montera panelen

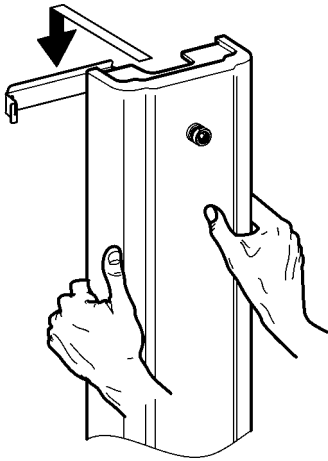
CS Namontujte panel  
 FI Paneelin asentaminen  
 RU Монтаж панели



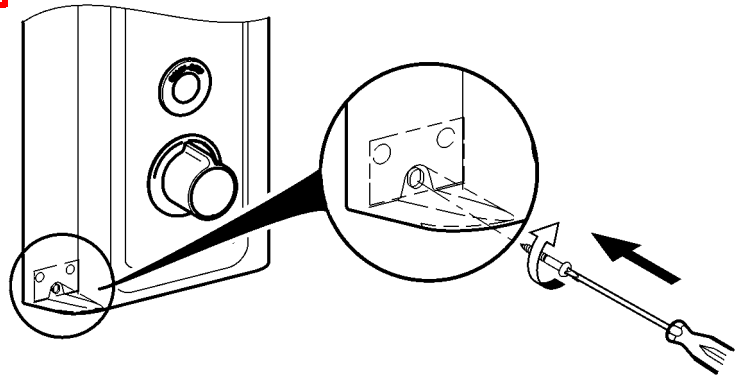
**1**



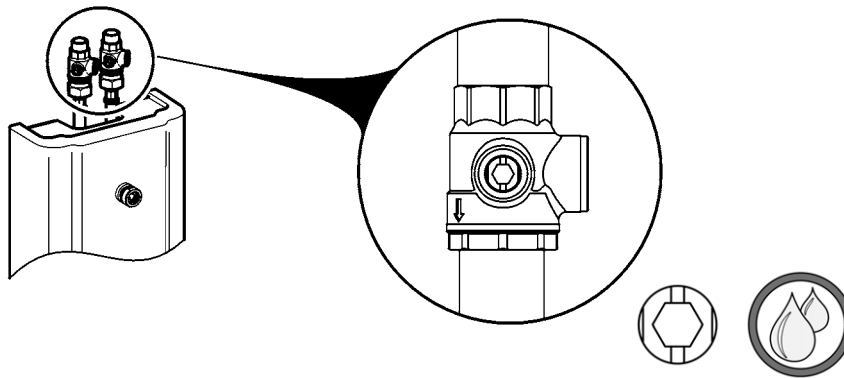
2



3



4

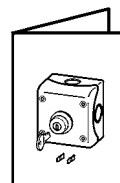



#### 4. Thermische Desinfektion

EN Thermal disinfection  
 FR Désinfection thermique  
 ES Desinfección térmica  
 IT Disinfezione termica

NL Thermische desinfectie  
 PL Dezynfekcja termiczna  
 SV Termisk desinfektion

CS Tepelná dezinfekce  
 FI Terminen desinfiointi  
 RU Термическая дезинфекция



## 5. Wartung

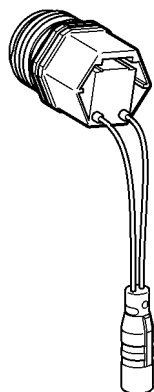
EN Maintenance  
FR Maintenance  
ES Mantenimiento  
IT Manutenzione

NL Onderhoud  
PL Konserwacja  
SV Underhåll

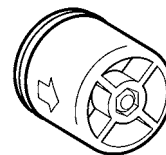
CS Varování  
FI Huolto  
RU Техническое обслуживание



6.

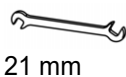
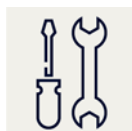


7.



## 6. Magnetventilkartusche wechseln

EN Replacing the solenoid valve cartridge	NL Magneetventielpatroon verandering	CS Výměna kartuše s magnetickým ventilem
FR Remplacement de la cartouche d'électrovanne	PL Wymiana wkładu zaworu elektromagnetycznego	FI Magneettiventtiilipanoksen vaihtaminen
ES Cambiar cartucho de la válvula electromagnética	SV Byta magnetventilpatron	RU Замена картриджа электромагнитного клапана
IT Sostituzione della cartuccia della valvola elettromagnetica		



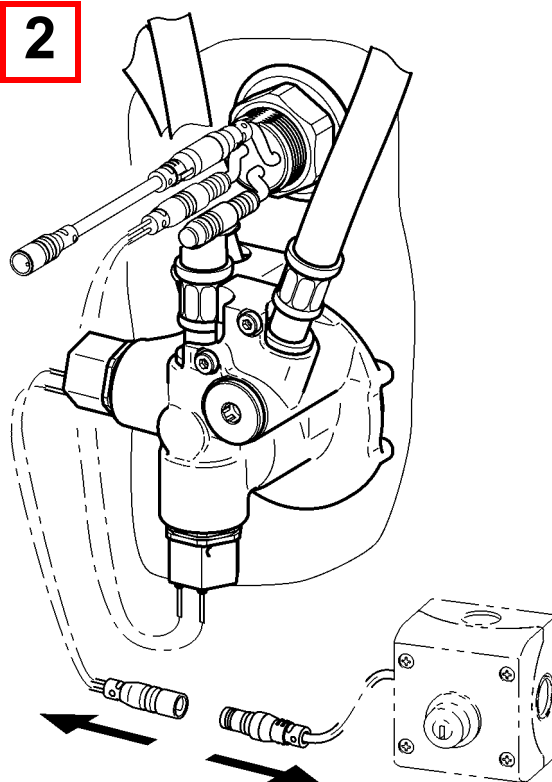
21 mm

**1**

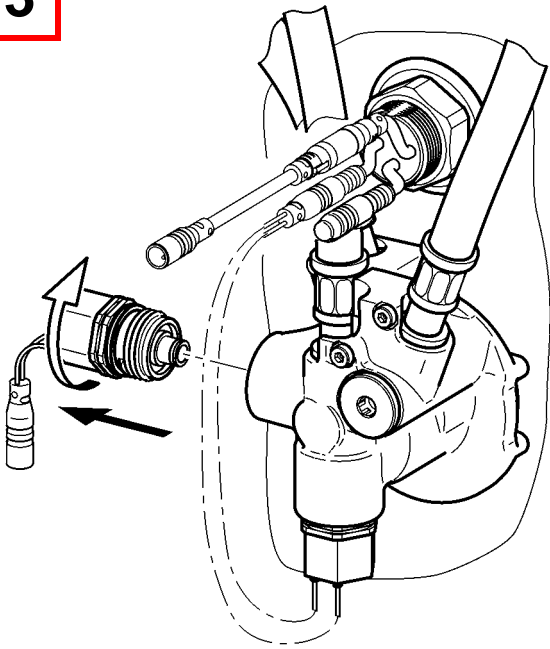


**1.**

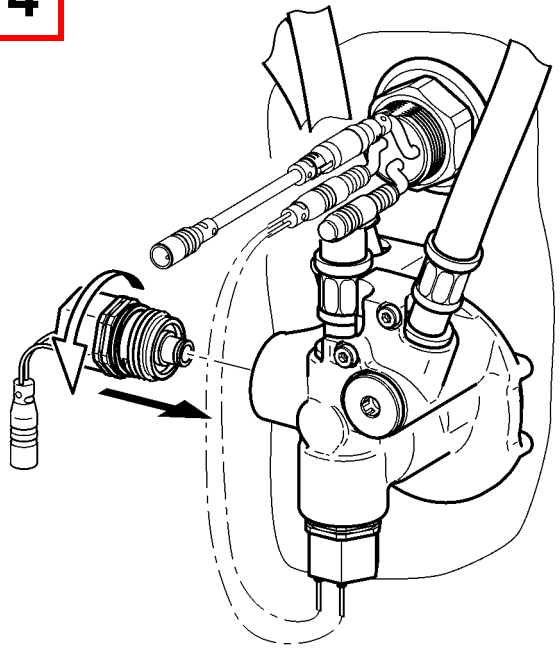
**2**



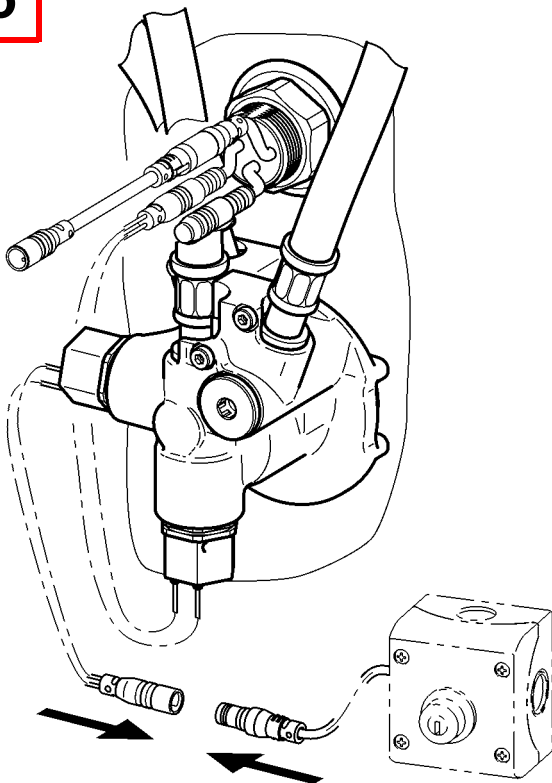
**3**



**4**



**5**



**6**



**3.**

## 7. Rückflussverhinderer wechseln

EN Replace the return flow inhibitor

NL Terugstroomklep vervangen

CS Vyměňte zábranu zpětného průtoku

FR Remplacement du clapet de non-retour

PL Wymiana zaworu zwrotnego

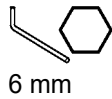
FI Paluuvirtausestäjän vaihto

ES Reemplazar la válvula antiretorno

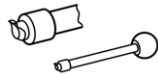
SV Byt återströmningsskydd

RU Заменить клапан обратного течения

IT Sostituire la valvola antiriflusso



6 mm

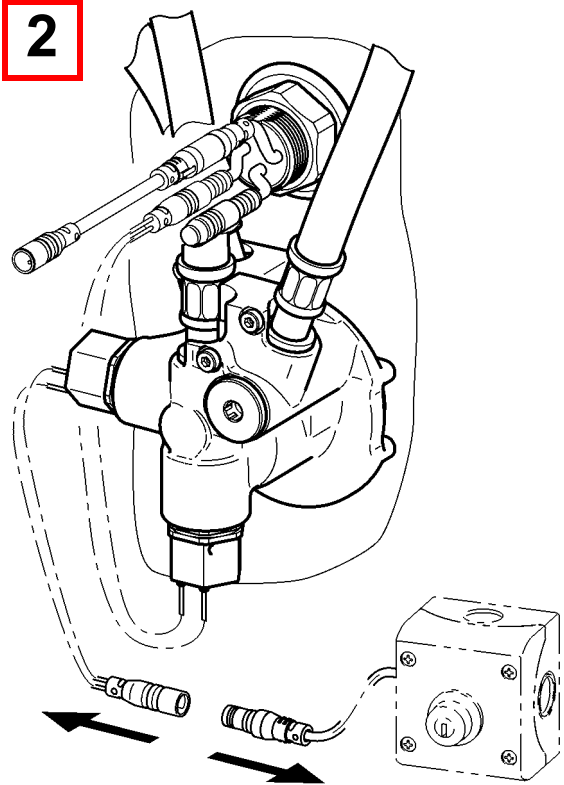


1

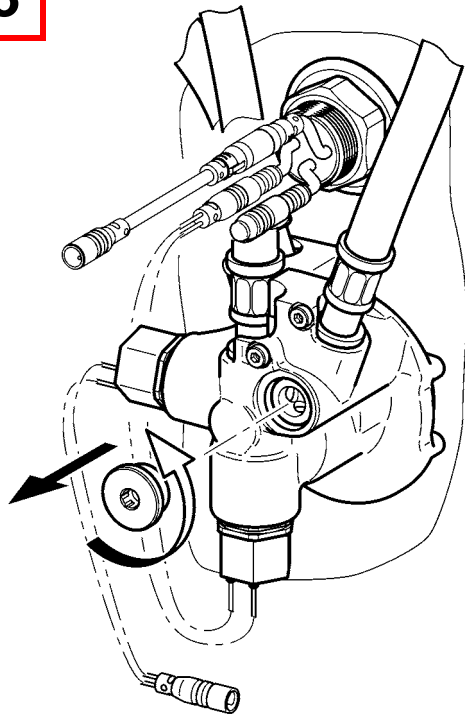


1.

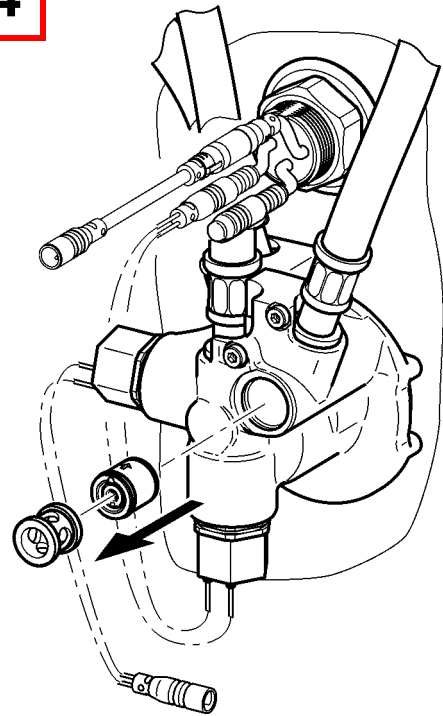
2



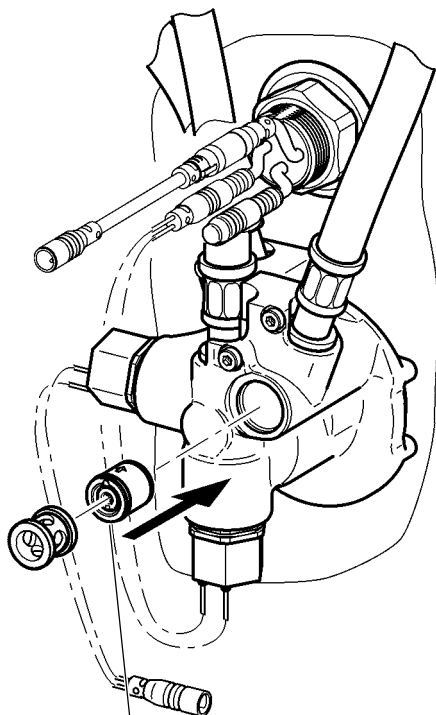
**3**




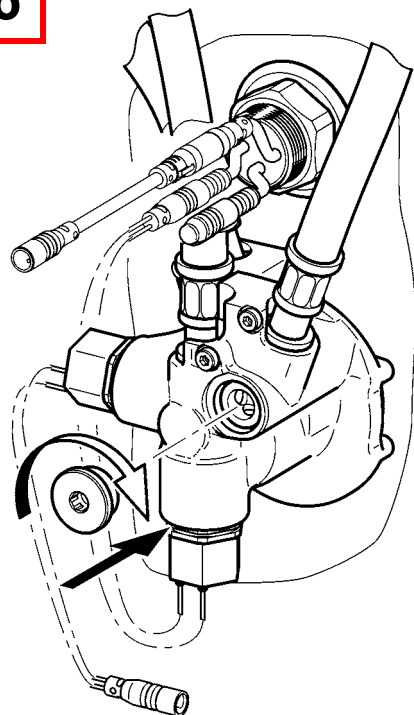
**4**



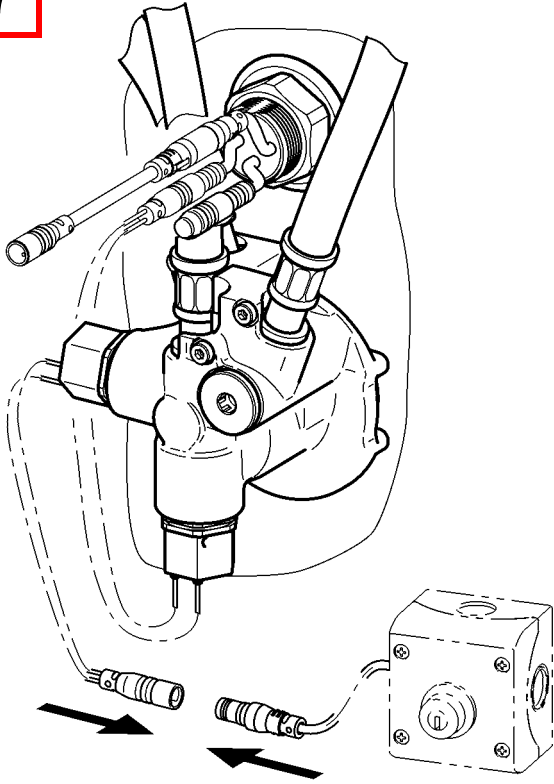
**5**



**6**



7



8



3.

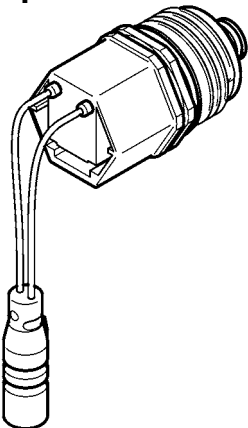
## 8. Ersatzteile

EN Replacement parts  
FR Pièces de rechange  
ES Piezas de recambio  
IT Pezzi di ricambio

NL Reserveonderdelen  
PL Części zamienne  
SV Reservdelar

CS Náhradní díly  
FI Varaosat  
RU Запчасти

1



2



1 .....2000111145  
ZCTRL0001

2 .....2030061083<sup>a)</sup>  
ASXX9009

EN a) 2 pieces

ES a) 2 piezas

PL a) 2 sztuk

FI a) 2 kappaletta

DE a) 2 Stück

IT a) 2 pezzi

SV a) 2 styck

RU a) 2 штук

FR a) 2 pièces

NL a) 2 stuk

CS a) 2 kusů


## 9. Zubehör

EN Accessories  
FR Accessoire  
ES Accesorios  
IT Accessori

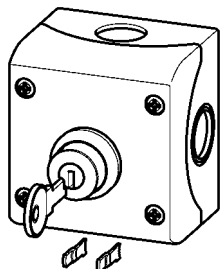
NL Toebehoren  
PL Akcesoria  
SV Tillbehör

CS Příslušenství  
FI Lisävarusteet  
RU принадлежности

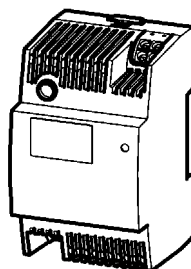
1



2



3



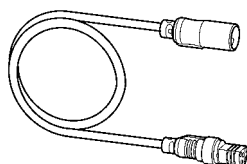
1 .....2000105636  
ZFITG0007

2 .....2000102675  
ZAQUA022

3 .....2030068573  
ASEX1031

4 .....2030043814  
ACEX9010

4



**Australia**

PR Kitchen and  
Water Systems Pty Ltd  
Dandenong South VIC 3175  
Phone +61 3 9700 9100

**Austria**

KWC Austria GmbH  
6971 Hard, Austria  
Phone +43 5574 6735 0

**Belgium, Netherlands &  
Luxembourg**

KWC Aquarotter GmbH  
9320 Aalst; Belgium  
Phone NL +31 (0) 492 728 224  
BE/LU +32 (0) 53 60 31 50

**Czech Republic**

KWC Aquarotter GmbH  
14974 Ludwigsfelde, Germany  
Phone +49 3378 818 309

**France**

KWC Austria GmbH  
6971 Hard, Austria  
Phone +33 800 909 216

**Germany**

KWC Aquarotter GmbH  
14974 Ludwigsfelde  
Phone +49 3378 818 0

**Italy**

KWC Austria GmbH  
6971 Hard, Austria  
Numero Verde +39 800 789 233

**Middle East**

KWC ME LLC Ras Al Khaimah,  
United Arab Emirates  
Phone +971 7 2034 700

**Poland**

KWC Aquarotter GmbH  
14974 Ludwigsfelde, Germany  
Phone +48 58 35 19 700

**Spain**

KWC Austria GmbH  
6971 Hard, Austria  
Phone +43 5574 6735 211

**Switzerland & Liechtenstein**

KWC Group AG  
5726 Unterkulm, Switzerland  
Phone +41 62 768 69 00

**Turkey**

KWC ME LLC Ras Al Khaimah,  
United Arab Emirates  
Phone +971 7 2034 700

**United Kingdom**

KWC DVS Ltd - Northern Office  
Barlborough S43 4PZ  
Phone +44 1246 450 255

KWC DVS Ltd - Southern Office  
Paignton TQ4 7TW  
Phone +44 1803 529 021

**EAST EUROPE**

Bosnia Herzegovina  
Bulgaria | Croatia  
Hungary | Latvia  
Lithuania | Romania  
Russia | Serbia | Slovakia  
Slovenia | Ukraine

KWC Aquarotter GmbH  
14974 Ludwigsfelde, Germany  
Phone +49 3378 818 261

**SCANDINAVIA & ESTONIA**

Finland | Sweden | Norway  
Denmark | Estonia

KWC Nordics Oy  
76850 Naarajärvi, Finland  
Phone +358 15 34 111

**OTHER COUNTRIES**

**KWC Austria GmbH**  
**6971 Hard, Austria**  
**Phone +43 5574 6735 0**

